

Mirandola Biomedical District

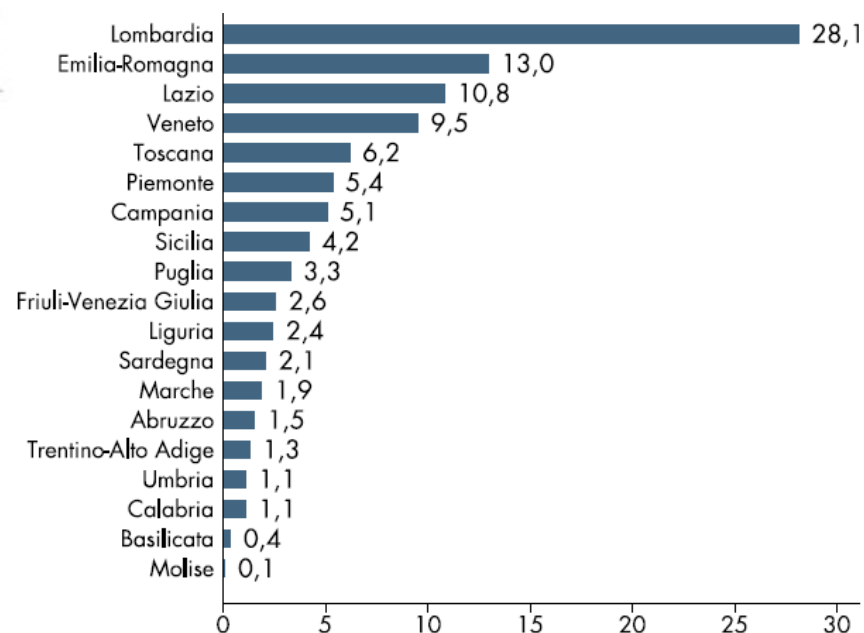
Italian Facts & Figures

TABELLA 3 – IMPRESE DEL SETTORE: NUMERO, DIPENDENTI E FATTURATO PER COMPARTO

Comparto	Imprese		Dipendenti		Fatturato (mil. euro)		
	N	%	N	%	%	Media	Mediana
Attrezzature tecniche	219	7,2	3.934	7,3	5,4	4,5	1,8
Biomedicale	1.337	44,2	22.375	41,6	43,7	5,9	1,2
Biomedicale strumentale	747	24,7	9.117	16,9	15,0	3,6	1,0
Borderline	104	3,4	2.968	5,5	5,5	9,6	2,3
Diagnostica in vitro	243	8,0	6.406	11,9	16,0	12,1	1,5
Elettromedicale diagnostico	179	5,9	3.808	7,1	8,1	8,3	1,7
Servizi e software	164	5,4	4.610	8,6	5,3	5,8	0,5
n.d.	32	1,1	614	1,1	1,0	5,5	2,4
Totale	3.025	100,0	53.832	100,0	100,0	6,0	1,2

Fonte: elaborazioni CSA su dati PRI 2012

GRAFICO 6 – IMPRESE DEL SETTORE: DISTRIBUZIONE PER REGIONE (%)



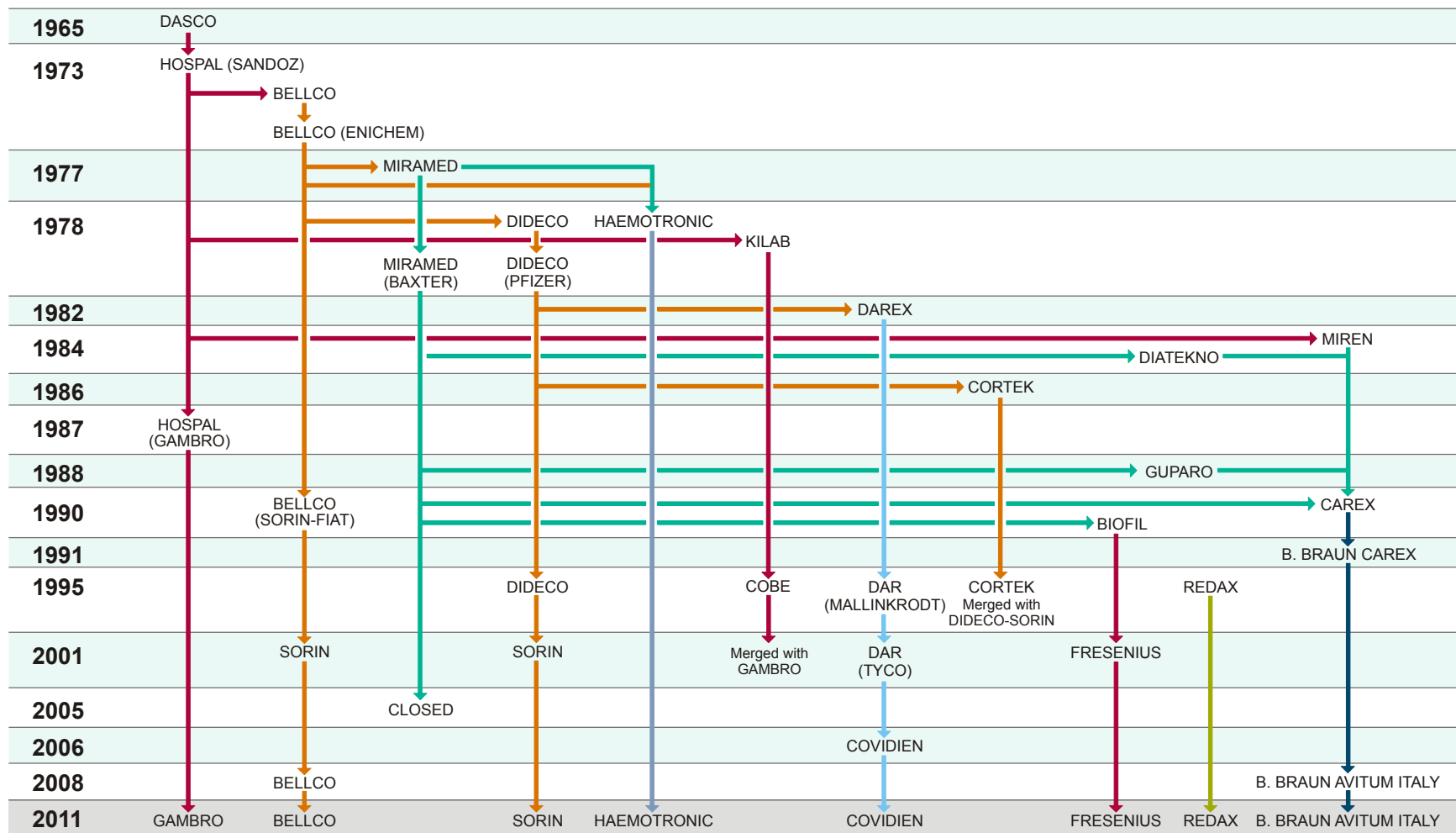
Fonte: elaborazioni CSA su dati PRI 2012

Mirandola Biomedical District

- Mirandola biomedical district is a **Compound of Companies** specifically focused on the production of **medical devices**, such as medical equipment and disposable devices in many therapeutical areas, such as *Haemodialysis, Infusion and Transfusion, Heart surgery, Enteral and Parenteral Nutrition, Continuous Renal Replacement, Anesthesia, Oncology, Gynecology....*
- The beginning of the industrial hystory started in the late 60s, the district hugely developed in the 80s and 90s. Positive economical trend and competence concentration attracted several multinational and global companies to invest in the area mailny through acquisition (but also “de novo”).



Biomedical District History



Different Medical Therapeutical Fields in the District

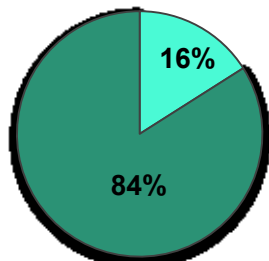
Different Medical Therapeutical Fields in the District
Mirandola biomedical district is a **Compound of Companies specifically focused on the development and** production of medical devices in form of active and non active

- ☐ *Apheresis and Plasmapheresis*
- ☐ *Haemodialysis*
- ☐ *Heart surgery*
- ☐ *Anesthesia*
- ☐ *Gynecology*
- ☐ *Infusion, Transfusion, Autotransfusion*
- ☐ *Continuous Renal Replacement Therapies*
- ☐ *Enteral and Parenteral Nutrition*

Types of Biomedical Companies in Mirandola

Number of MD companies in the district

■ Multinational ■ National



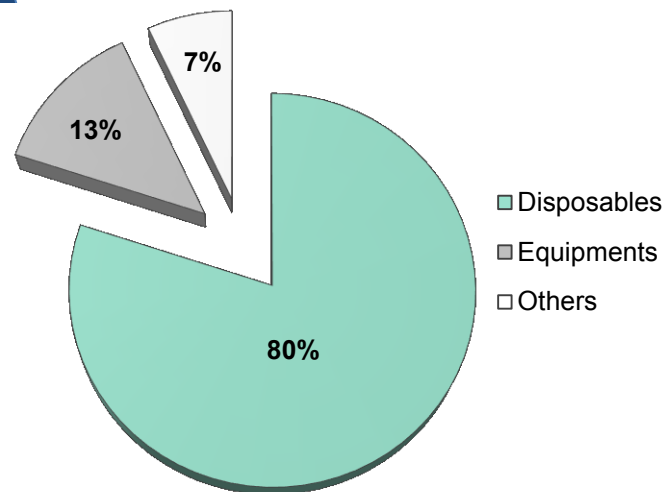
	N	%
Area Nord	62	67,4%
Carpi	7	7,6%
Modena	23	25,0%
Totale	92	100,0%

Table Companies of the district – province of Modena.
Distribution per area, 2009 data

Specialization

Production of
DISPOSABLE
devices (80%)

Production of biomedical
EQUIPMENT (13%)



	N	%
Area Nord	3.189	90,0%
Carpi	185	5,2%
Modena	168	4,7%
Totale	3.542	100,0%

Data source: *Produzione, ricerca e innovazione nel settore dei dispositivi medici in Emilia-Romagna, Il distretto di Mirandola, April 2012*

INCREASE IN 2013
> 4.000

Tab.3 - FTE in biomedical field - Distribution per area, 2009 data

	€	%
Area Nord	750.206.695	90,1%
Carpi	40.516.304	4,9%
Modena	41.923.141	5,0%
Totale	832.646.140	100,0%

INCREASE IN 2013
> 900.000.000 €



Tab.4 Turnover of the district – province of Modena, Distribution per area, 2009 data

Modena Area economic figures (mean values)

- Decrease of productive capacity from Q4 2011 to Q4 2012 (- 3.7%)
- Increase of turnover from Q4 2011 to Q4 2012 (+ 1.4 %)
- Increase of the export from Q4 2011 to Q4 2012 (+ 8.2 %)

Despite the earthquakes of May 2012

Biomedical district of Mirandola

<u>FIELD</u>	<u>PROD.</u>	<u>TURN OVER</u>	<u>EXPORT</u>	<u>EMPLOYMENT</u>	<u>INT ORDERS</u>	<u>FOREIGN ORDERS</u>	<u>SURPLUS</u>
Biomedical	+ 0,20	-5,49	-0,53	-1,40	+ 0,12	+ 0,37	+ 0,59

Data source: Indagine sull'andamento dell'industria manifatturiera di Confindustria Modena 2013